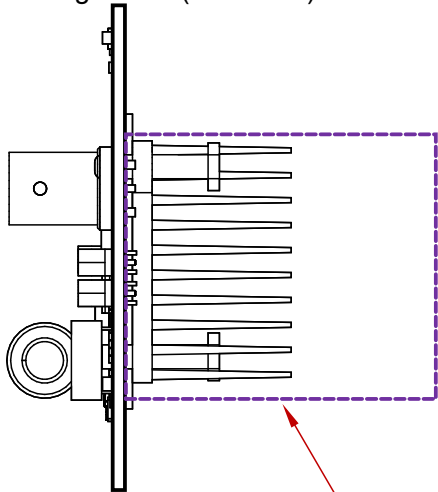
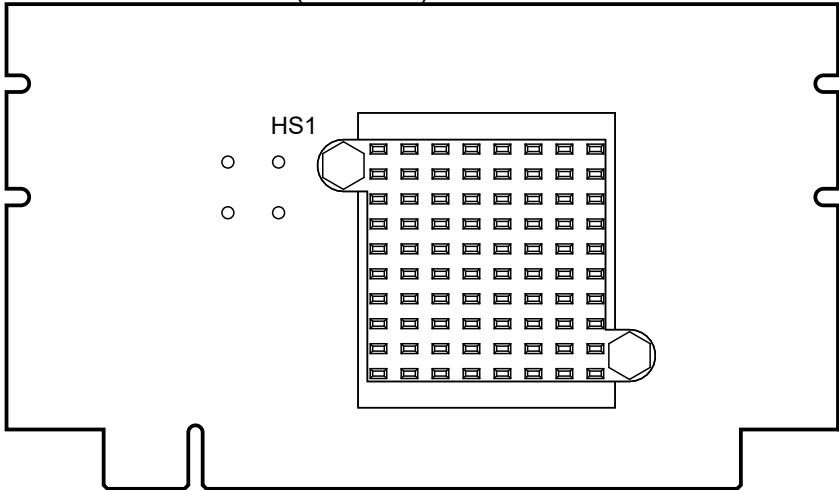


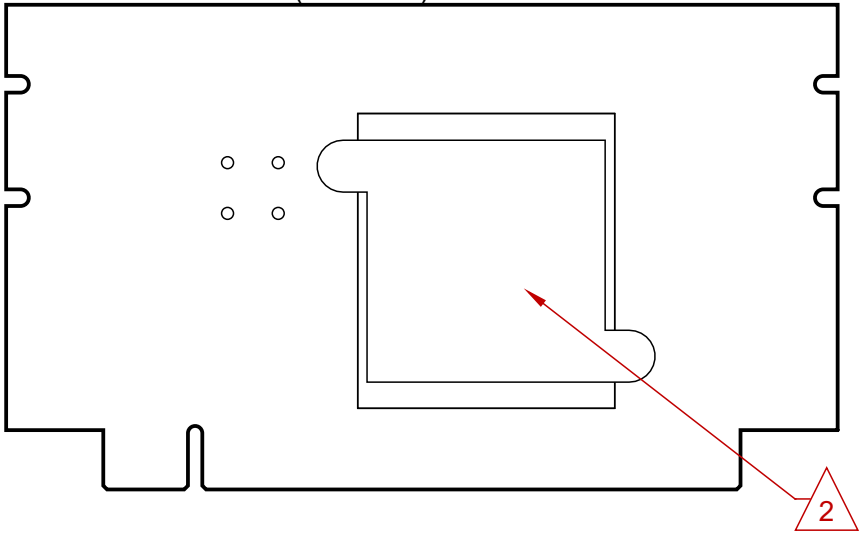
View from Right side (Scale 1:1)



View from Bottom side (Scale 1:1)



View from Bottom side (Scale 1:1)



Notes:

1. Part Number: MOD-PWR-MM-L-L
2. No solder permissable in the hear sink interface area.
3. Follow assembly instuctions per the "Mod Eval Board Assembly.pdf" document.
4. Refer to PCB assy BOM for component popualtion variants.



Title: TOLL-pkg MOSFET Mod. Accessory Board

Drawing No: MOD-PWR-MM-L-L_ASSY

Date: Aug. 28, 2023 Size: B Revision: 3.0 Sheet: 1 of 1